Plane Launcher

Paper airplane

Difficulty: Hard

Ages 12+

Time: 15 minutes

Flying distance: 15 meters

Have you tried throwing a paper plane coming out your wrist? If you have, you'll know it's quite difficult. It can only have a short distance to launch, so a paper plane, that can use a slide to fly further? Try this amazing, to-the-end.

Materials Needed

Paper
Scissors
Cardboard tube (above 30cm x 5cm, and glue 15cm x 20cm, and glue 15cm x 5cm)
Glue
Pencil
Ruler
Scissors
Cutter knife
Tape
Rubber bands
Straw (optional)



Step-by-step tutorial

Step 1

Fold and make a perfect paper plane. Start by folding a square piece of paper in half to make a guideline.

Step 2

Open the paper and make sure half that has the guideline.



Step 3

Bend the 2 corners into 1 line. Fold again.



Step 4

Fold the front - Underlined, you need to fold the two corners three times in half.

Step 5

Fold the plane along the guideline once.



Step 6

Take scissors to make a diagonal cut on the middle of the upper edge of the plane.

Step 7

Fold the back half of the of paper, place towards the middle.



Step 8

Fold the 2 sides toward, leave the tail space. Fold tightly and make it flat.

Step 9

Fold the tail in half, and fold the wings. Usually, folding tape is the best.

Step 10

Cut the straw, leave 1cm. Take cardboard piece. The 15cm cardboard piece, fold half, make a slide. Glue the straw on the middle, and use tape. Tape the straw on the slide. Make sure the straw is in the middle. Make sure the straw is in the middle.



Step 11

Take the 20cm x 5cm cardboard piece. Measure 7 cm from each side and make marks. Draw vertical lines. Cut on these three lines marks.

Step 12

Take the 15cm x 5cm cardboard piece. Make a 1.5cm x 5cm slide, make a vertical guide line. Cut a long square. Cut a slot along the middle line with the cutter knife.

Step 13

Take the 15cm x 5cm cut cardboard piece. Make an 1.5cm x 5cm slide, make a vertical guide line. Cut a long square. Cut a slot along the middle line with the cutter knife.

Step 14

Take 2 1.5cm x 5cm slide and a 5cm long square. Glue the 1.5cm x 5cm slide, and the 5cm long square. Cut a slot along the middle line.

Step 15

Take the 15cm x 5cm cut cardboard piece. Make a 1.5cm x 5cm slide, make a vertical guide line. Cut a long square. Cut a slot along the middle line with the cutter knife.

Step 16

Take the 15cm x 5cm cut cardboard piece. Make a 1.5cm x 5cm slide, make a vertical guide line. Cut a long square. Cut a slot along the middle line with the cutter knife.

Step 17

Take the 15cm x 5cm cut cardboard piece. Make a 1.5cm x 5cm slide, make a vertical guide line. Cut a long square. Cut a slot along the middle line with the cutter knife.

Step 18

Take the 15cm x 5cm cut cardboard piece. Make a 1.5cm x 5cm slide, make a vertical guide line. Cut a long square. Cut a slot along the middle line with the cutter knife.

Step 19

Take the 15cm x 5cm cut cardboard piece. Make a 1.5cm x 5cm slide, make a vertical guide line. Cut a long square. Cut a slot along the middle line with the cutter knife.

Step 20

Take the 15cm x 5cm cut cardboard piece. Make a 1.5cm x 5cm slide, make a vertical guide line. Cut a long square. Cut a slot along the middle line with the cutter knife.

Step 21

Take the 15cm x 5cm cut cardboard piece. Make a 1.5cm x 5cm slide, make a vertical guide line. Cut a long square. Cut a slot along the middle line with the cutter knife.

Step 22

Take the 15cm x 5cm cut cardboard piece. Make a 1.5cm x 5cm slide, make a vertical guide line. Cut a long square. Cut a slot along the middle line with the cutter knife.

Step 23

Take the 15cm x 5cm cut cardboard piece. Make a 1.5cm x 5cm slide, make a vertical guide line. Cut a long square. Cut a slot along the middle line with the cutter knife.

Step 24

Take the 15cm x 5cm cut cardboard piece. Make a 1.5cm x 5cm slide, make a vertical guide line. Cut a long square. Cut a slot along the middle line with the cutter knife.

Step 25

Take the 15cm x 5cm cut cardboard piece. Make a 1.5cm x 5cm slide, make a vertical guide line. Cut a long square. Cut a slot along the middle line with the cutter knife.

Step 26

Take the 15cm x 5cm cut cardboard piece. Make a 1.5cm x 5cm slide, make a vertical guide line. Cut a long square. Cut a slot along the middle line with the cutter knife.

Step 27

Take the 15cm x 5cm cut cardboard piece. Make a 1.5cm x 5cm slide, make a vertical guide line. Cut a long square. Cut a slot along the middle line with the cutter knife.

Step 28

Take the 15cm x 5cm cut cardboard piece. Make a 1.5cm x 5cm slide, make a vertical guide line. Cut a long square. Cut a slot along the middle line with the cutter knife.

Step 29

Take the 15cm x 5cm cut cardboard piece. Make a 1.5cm x 5cm slide, make a vertical guide line. Cut a long square. Cut a slot along the middle line with the cutter knife.

Step 30

Take the 15cm x 5cm cut cardboard piece. Make a 1.5cm x 5cm slide, make a vertical guide line. Cut a long square. Cut a slot along the middle line with the cutter knife.

Step 31

Take the 15cm x 5cm cut cardboard piece. Make a 1.5cm x 5cm slide, make a vertical guide line. Cut a long square. Cut a slot along the middle line with the cutter knife.

Step 32

Take the 15cm x 5cm cut cardboard piece. Make a 1.5cm x 5cm slide, make a vertical guide line. Cut a long square. Cut a slot along the middle line with the cutter knife.

Step 33

Take the 15cm x 5cm cut cardboard piece. Make a 1.5cm x 5cm slide, make a vertical guide line. Cut a long square. Cut a slot along the middle line with the cutter knife.

Step 34

Take the 15cm x 5cm cut cardboard piece. Make a 1.5cm x 5cm slide, make a vertical guide line. Cut a long square. Cut a slot along the middle line with the cutter knife.

Step 35

Take the 15cm x 5cm cut cardboard piece. Make a 1.5cm x 5cm slide, make a vertical guide line. Cut a long square. Cut a slot along the middle line with the cutter knife.

Step 36

Take the 15cm x 5cm cut cardboard piece. Make a 1.5cm x 5cm slide, make a vertical guide line. Cut a long square. Cut a slot along the middle line with the cutter knife.

Step 37

Take the 15cm x 5cm cut cardboard piece. Make a 1.5cm x 5cm slide, make a vertical guide line. Cut a long square. Cut a slot along the middle line with the cutter knife.

Step 38

Take the 15cm x 5cm cut cardboard piece. Make a 1.5cm x 5cm slide, make a vertical guide line. Cut a long square. Cut a slot along the middle line with the cutter knife.

Step 39

Take the 15cm x 5cm cut cardboard piece. Make a 1.5cm x 5cm slide, make a vertical guide line. Cut a long square. Cut a slot along the middle line with the cutter knife.

Step 40

Take the 15cm x 5cm cut cardboard piece. Make a 1.5cm x 5cm slide, make a vertical guide line. Cut a long square. Cut a slot along the middle line with the cutter knife.

Step 41

Take the 15cm x 5cm cut cardboard piece. Make a 1.5cm x 5cm slide, make a vertical guide line. Cut a long square. Cut a slot along the middle line with the cutter knife.

Step 42

Take the 15cm x 5cm cut cardboard piece. Make a 1.5cm x 5cm slide, make a vertical guide line. Cut a long square. Cut a slot along the middle line with the cutter knife.

Step 43

Take the 15cm x 5cm cut cardboard piece. Make a 1.5cm x 5cm slide, make a vertical guide line. Cut a long square. Cut a slot along the middle line with the cutter knife.

Step 44

Take the 15cm x 5cm cut cardboard piece. Make a 1.5cm x 5cm slide, make a vertical guide line. Cut a long square. Cut a slot along the middle line with the cutter knife.

Step 45

Take the 15cm x 5cm cut cardboard piece. Make a 1.5cm x 5cm slide, make a vertical guide line. Cut a long square. Cut a slot along the middle line with the cutter knife.

Step 46

Take the 15cm x 5cm cut cardboard piece. Make a 1.5cm x 5cm slide, make a vertical guide line. Cut a long square. Cut a slot along the middle line with the cutter knife.

Step 47

Take the 15cm x 5cm cut cardboard piece. Make a 1.5cm x 5cm slide, make a vertical guide line. Cut a long square. Cut a slot along the middle line with the cutter knife.

Step 48

Take the 15cm x 5cm cut cardboard piece. Make a 1.5cm x 5cm slide, make a vertical guide line. Cut a long square. Cut a slot along the middle line with the cutter knife.

Step 49

Take the 15cm x 5cm cut cardboard piece. Make a 1.5cm x 5cm slide, make a vertical guide line. Cut a long square. Cut a slot along the middle line with the cutter knife.

Step 50

Take the 15cm x 5cm cut cardboard piece. Make a 1.5cm x 5cm slide, make a vertical guide line. Cut a long square. Cut a slot along the middle line with the cutter knife.

Step 51

Take the 15cm x 5cm cut cardboard piece. Make a 1.5cm x 5cm slide, make a vertical guide line. Cut a long square. Cut a slot along the middle line with the cutter knife.

Step 52

Take the 15cm x 5cm cut cardboard piece. Make a 1.5cm x 5cm slide, make a vertical guide line. Cut a long square. Cut a slot along the middle line with the cutter knife.

Step 53

Take the 15cm x 5cm cut cardboard piece. Make a 1.5cm x 5cm slide, make a vertical guide line. Cut a long square. Cut a slot along the middle line with the cutter knife.

Step 54

Take the 15cm x 5cm cut cardboard piece. Make a 1.5cm x 5cm slide, make a vertical guide line. Cut a long square. Cut a slot along the middle line with the cutter knife.

Step 55

Take the 15cm x 5cm cut cardboard piece. Make a 1.5cm x 5cm slide, make a vertical guide line. Cut a long square. Cut a slot along the middle line with the cutter knife.

Step 56

Take the 15cm x 5cm cut cardboard piece. Make a 1.5cm x 5cm slide, make a vertical guide line. Cut a long square. Cut a slot along the middle line with the cutter knife.

Step 57

Take the 15cm x 5cm cut cardboard piece. Make a 1.5cm x 5cm slide, make a vertical guide line. Cut a long square. Cut a slot along the middle line with the cutter knife.

Step 58

Take the 15cm x 5cm cut cardboard piece. Make a 1.5cm x 5cm slide, make a vertical guide line. Cut a long square. Cut a slot along the middle line with the cutter knife.

Step 59

Take the 15cm x 5cm cut cardboard piece. Make a 1.5cm x 5cm slide, make a vertical guide line. Cut a long square. Cut a slot along the middle line with the cutter knife.

Step 60

Take the 15cm x 5cm cut cardboard piece. Make a 1.5cm x 5cm slide, make a vertical guide line. Cut a long square. Cut a slot along the middle line with the cutter knife.

Step 61

Take the 15cm x 5cm cut cardboard piece. Make a 1.5cm x 5cm slide, make a vertical guide line. Cut a long square. Cut a slot along the middle line with the cutter knife.

Step 62

Take the 15cm x 5cm cut cardboard piece. Make a 1.5cm x 5cm slide, make a vertical guide line. Cut a long square. Cut a slot along the middle line with the cutter knife.

Step 63

Take the 15cm x 5cm cut cardboard piece. Make a 1.5cm x 5cm slide, make a vertical guide line. Cut a long square. Cut a slot along the middle line with the cutter knife.

Step 64

Take the 15cm x 5cm cut cardboard piece. Make a 1.5cm x 5cm slide, make a vertical guide line. Cut a long square. Cut a slot along the middle line with the cutter knife.

Step 65

Take the 15cm x 5cm cut cardboard piece. Make a 1.5cm x 5cm slide, make a vertical guide line. Cut a long square. Cut a slot along the middle line with the cutter knife.

Step 66

Take the 15cm x 5cm cut cardboard piece. Make a 1.5cm x 5cm slide, make a vertical guide line. Cut a long square. Cut a slot along the middle line with the cutter knife.

Step 67

Take the 15cm x 5cm cut cardboard piece. Make a 1.5cm x 5cm slide, make a vertical guide line. Cut a long square. Cut a slot along the middle line with the cutter knife.

Step 68

Take the 15cm x 5cm cut cardboard piece. Make a 1.5cm x 5cm slide, make a vertical guide line. Cut a long square. Cut a slot along the middle line with the cutter knife.

Step 69

Take the 15cm x 5cm cut cardboard piece. Make a 1.5cm x 5cm slide, make a vertical guide line. Cut a long square. Cut a slot along the middle line with the cutter knife.

Step 70

Take the 15cm x 5cm cut cardboard piece. Make a 1.5cm x 5cm slide, make a vertical guide line. Cut a long square. Cut a slot along the middle line with the cutter knife.

Step 71

Take the 15cm x 5cm cut cardboard piece. Make a 1.5cm x 5cm slide, make a vertical guide line. Cut a long square. Cut a slot along the middle line with the cutter knife.

Step 72

Take the 15cm x 5cm cut cardboard piece. Make a 1.5cm x 5cm slide, make a vertical guide line. Cut a long square. Cut a slot along the middle line with the cutter knife.

Step 73

Take the 15cm x 5cm cut cardboard piece. Make a 1.5cm x 5cm slide, make a vertical guide line. Cut a long square. Cut a slot along the middle line with the cutter knife.

Step 74

Take the 15cm x 5cm cut cardboard piece. Make a 1.5cm x 5cm slide, make a vertical guide line. Cut a long square. Cut a slot along the middle line with the cutter knife.

Step 75

Take the 15cm x 5cm cut cardboard piece. Make a 1.5cm x 5cm slide, make a vertical guide line. Cut a long square. Cut a slot along the middle line with the cutter knife.

Step 76

Take the 15cm x 5cm cut cardboard piece. Make a 1.5cm x 5cm slide, make a vertical guide line. Cut a long square. Cut a slot along the middle line with the cutter knife.

Step 77

Take the 15cm x 5cm cut cardboard piece. Make a 1.5cm x 5cm slide, make a vertical guide line. Cut a long square. Cut a slot along the middle line with the cutter knife.

Step 78

Take the 15cm x 5cm cut cardboard piece. Make a 1.5cm x 5cm slide, make a vertical guide line. Cut a long square. Cut a slot along the middle line with the cutter knife.

Step 79

Take the 15cm x 5cm cut cardboard piece. Make a 1.5cm x 5cm slide, make a vertical guide line. Cut a long square. Cut a slot along the middle line with the cutter knife.

Step 80

Take the 15cm x 5cm cut cardboard piece. Make a 1.5cm x 5cm slide, make a vertical guide line. Cut a long square. Cut a slot along the middle line with the cutter knife.

Step 81

Take the 15cm x 5cm cut cardboard piece. Make a 1.5cm x 5cm slide, make a vertical guide line. Cut a long square. Cut a slot along the middle line with the cutter knife.

Step 82

Take the 15cm x 5cm cut cardboard piece. Make a 1.5cm x 5cm slide, make a vertical guide line. Cut a long square. Cut a slot along the middle line with the cutter knife.

Step 83

Take the 15cm x 5cm cut cardboard piece. Make a 1.5cm x 5cm slide, make a vertical guide line. Cut a long square. Cut a slot along the middle line with the cutter knife.

Step 84

Take the 15cm x 5cm cut cardboard piece. Make a 1.5cm x 5cm slide, make a vertical guide line. Cut a long square. Cut a slot along the middle line with the cutter knife.

Step 85

Take the 15cm x 5cm cut cardboard piece. Make a 1.5cm x 5cm slide, make a vertical guide line. Cut a long square. Cut a slot along the middle line with the cutter knife.

Step 86

Take the 15cm x 5cm cut cardboard piece. Make a 1.5cm x 5cm slide, make a vertical guide line. Cut a long square. Cut a slot along the middle line with the cutter knife.

Step 87

Take the 15cm x 5cm cut cardboard piece. Make a 1.5cm x 5cm slide, make a vertical guide line. Cut a long square. Cut a slot along the middle line with the cutter knife.

Step 88

Take the 15cm x 5cm cut cardboard piece. Make a 1.5cm x 5cm slide, make a vertical guide line. Cut a long square. Cut a slot along the middle line with the cutter knife.

Step 89

Take the 15cm x 5cm cut cardboard piece. Make a 1.5cm x 5cm slide, make a vertical guide line. Cut a long square. Cut a slot along the middle line with the cutter knife.

Step 90

Take the 15cm x 5cm cut cardboard piece. Make a 1.5cm x 5cm slide, make a vertical guide line. Cut a long square. Cut a slot along the middle line with the cutter knife.

Step 91

Take the 15cm x 5cm cut cardboard piece. Make a 1.5cm x 5cm slide, make a vertical guide line. Cut a long square. Cut a slot along the middle line with the cutter knife.

Step 92

Take the 15cm x 5cm cut cardboard piece. Make a 1.5cm x 5cm slide, make a vertical guide line. Cut a long square. Cut a slot along the middle line with the cutter knife.

Step 93

Take the 15cm x 5cm cut cardboard piece. Make a 1.5cm x 5cm slide, make a vertical guide line. Cut a long square. Cut a slot along the middle line with the cutter knife.

Step 94

Take the 15cm x 5cm cut cardboard piece. Make a 1.5cm x 5cm slide, make a vertical guide line. Cut a long square. Cut a slot along the middle line with the cutter knife.

Step 95

Take the 15cm x 5cm cut cardboard piece. Make a 1.5cm x 5cm slide, make a vertical guide line. Cut a long square. Cut a slot along the middle line with the cutter knife.

Step 96

Take the 15cm x 5cm cut cardboard piece. Make a 1.5cm x 5cm slide, make a vertical guide line. Cut a long square. Cut a slot along the middle line with the cutter knife.

Step 97

Take the 15cm x 5cm cut cardboard piece. Make a 1.5cm x 5cm slide, make a vertical guide line. Cut a long square. Cut a slot along the middle line with the cutter knife.

Step 98

Take the 15cm x 5cm cut cardboard piece. Make a 1.5cm x 5cm slide, make a vertical guide line. Cut a long square. Cut a slot along the middle line with the cutter knife.

Step 99

Take the 15cm x 5cm cut cardboard piece. Make a 1.5cm x 5cm slide, make a vertical guide line. Cut a long square. Cut a slot along the middle line with the cutter knife.

Step 100

Take the 15cm x 5cm cut cardboard piece. Make a 1.5cm x 5cm slide, make a vertical guide line. Cut a long square. Cut a slot along the middle line with the cutter knife.

Step 101

Take the 15cm x 5cm cut cardboard piece. Make a 1.5cm x 5cm slide, make a vertical guide line. Cut a long square. Cut a slot along the middle line with the cutter knife.

Step 102

Take the 15cm x 5cm cut cardboard piece. Make a 1.5cm x 5cm slide, make a vertical guide line. Cut a long square. Cut a slot along the middle line with the cutter knife.

Step 103

Take the 15cm x 5cm cut cardboard piece. Make a 1.5cm x 5cm slide, make a vertical guide line. Cut a long square. Cut a slot along the middle line with the cutter knife.

Step 104

Take the 15cm x 5cm cut cardboard piece. Make a 1.5cm x 5cm slide, make a vertical guide line. Cut a long square. Cut a slot along the middle line with the cutter knife.

Step 105

Take the 15cm x 5cm cut cardboard piece. Make a 1.5cm x 5cm slide, make a vertical guide line. Cut a long square. Cut a slot along the middle line with the cutter knife.

Step 106

Take the 15cm x 5cm cut cardboard piece. Make a 1.5cm x 5cm slide, make a vertical guide line. Cut a long square. Cut a slot along the middle line with the cutter knife.

Step 107

Take the 15cm x 5cm cut cardboard piece. Make a 1.5cm x 5cm slide, make a vertical guide line. Cut a long square. Cut a slot along the middle line with the cutter knife.

Step 108

Take the 15cm x 5cm cut cardboard piece. Make a 1.5cm x 5cm slide, make a vertical guide line. Cut a long square. Cut a slot along the middle line with the cutter knife.

Step 109

Take the 15cm x 5cm cut cardboard piece. Make a 1.5cm x 5cm slide, make a vertical guide line. Cut a long square. Cut a slot along the middle line with the cutter knife.

Step 110

Take the 15cm x 5cm cut cardboard piece. Make a 1.5cm x 5cm slide, make a vertical guide line. Cut a long square. Cut a slot along the middle line with the cutter knife.

Step 111

Take the 15cm x 5cm cut cardboard piece. Make a 1.5cm x 5cm slide, make a vertical guide line. Cut a long square. Cut a slot along the middle line with the cutter knife.

Step 112

Take the 15cm x 5cm cut cardboard piece. Make a 1.5cm x 5cm slide, make a vertical guide line. Cut a long square. Cut a slot along the middle line with the cutter knife.

Step 113

Take the 15cm x 5cm cut cardboard piece. Make a 1.5cm x 5cm slide, make a vertical guide line. Cut a long square. Cut a slot along the middle line with the cutter knife.

Step 114

Take the 15cm x 5cm cut cardboard piece. Make a 1.5cm x 5cm slide, make a vertical guide line. Cut a long square. Cut a slot along the middle line with the cutter knife.

Step 115

Take the 15cm x 5cm cut cardboard piece. Make a 1.5cm x 5cm slide, make a vertical guide line. Cut a long square. Cut a slot along the middle line with the cutter knife.

Step 116

Take the 15cm x 5cm cut cardboard piece. Make a 1.5cm x 5cm slide, make a vertical guide line. Cut a long square. Cut a slot along the middle line with the cutter knife.

Step 117

Take the 15cm x 5cm cut cardboard piece. Make a 1.5cm x 5cm slide, make a vertical guide line. Cut a long square. Cut a slot along the middle line with the cutter knife.

Step 118

Take the 15cm x 5cm cut cardboard piece. Make a 1.5cm x 5cm slide, make a vertical guide line. Cut a long square. Cut a slot along the middle line with the cutter knife.

Step 119

Take the 15cm x 5cm cut cardboard piece. Make a 1.5cm x 5cm slide, make a vertical guide line. Cut a long square. Cut a slot along the middle line with the cutter knife.

Step 120

Take the 15cm x 5cm cut cardboard piece. Make a 1.5cm x 5cm slide, make a vertical guide line. Cut a long square. Cut a slot along the middle line with the cutter knife.

Step 121

Take the 15cm x 5cm cut cardboard piece. Make a 1.5cm x 5cm slide, make a vertical guide line. Cut a long square. Cut a slot along the middle line with the cutter knife.

Step 122

Take the 15cm x 5cm cut cardboard piece. Make a 1.5cm x 5cm slide, make a vertical guide line. Cut a long square. Cut a slot along the middle line with the cutter knife.

Step 123

Take the 15cm x 5cm cut cardboard piece. Make a 1.5cm x 5cm slide, make a vertical guide line. Cut a long square. Cut a slot along the middle line with the cutter knife.

Step 124

Take the 15cm x 5cm cut cardboard piece. Make a 1.5cm x 5cm slide, make a vertical guide line. Cut a long square. Cut a slot along the middle line with the cutter knife.

Step 125

Take the 15cm x 5cm cut cardboard piece. Make a 1.5cm x 5cm slide, make a vertical guide line. Cut a long square. Cut a slot along the middle line with the cutter knife.

Step 126

Take the 15cm x 5cm cut cardboard piece. Make a 1.5cm x 5cm slide, make a vertical guide line. Cut a long square. Cut a slot along the middle line with the cutter knife.

Step 127

Take the 15cm x 5cm cut cardboard piece. Make a 1.5cm x 5cm slide, make a vertical guide line. Cut a long square. Cut a slot along the middle line with the cutter knife.

Step 128

Take the 15cm x 5cm cut cardboard piece. Make a 1.5cm x 5cm slide, make a vertical guide line. Cut a long square. Cut a slot along the middle line with the cutter knife.

Step 129

Take the 15cm x 5cm cut cardboard piece. Make a 1.5cm x 5cm slide, make a vertical guide line. Cut a long square. Cut a slot along the middle line with the cutter knife.

Step 130

Take the 15cm x 5cm cut cardboard piece