



★★★★★

Snow Making Activities


Stem Activities




Ages: 3-5



30 minutes



Grownup needed



Like Elsa, you can create your own snow for play that won't "melt" regardless of temperature, making it perfect for indoor fun in warm weather. This is an easy-to-prepare sensory art activity for children using just bicarbonate of soda and water. Children can use moulds to create various snow shapes or build their very own snowman.

Materials Needed

Plate
Cup
Bicarbonate of soda
One cup of water
Spoon
Snowman decorations

Step-by-step tutorial

Step 1

Pour three cups of bicarbonate of soda onto the plate.

Step 2

Next, pour one cup of water over the bicarbonate of soda.

Step 3

Use the spoon to mix the bicarbonate of soda and water thoroughly.

Step 4

Shape the mixture into a snowman.

Step 5

Now, add your favourite decorations to the snowman, and your bicarbonate of soda snowman is complete!