

## Ice Cream Pattern Game

Playful Learning



Ages: 3-5



30 minutes



Grownup needed



A multi-skilled early learning activity that uses children's interest in ice cream to help them identify and categorise different colours, enhancing their colour recognition abilities. The game improves observation and concentration skills whilst developing fine motor skills and hand-eye coordination. It also promotes logical thinking by teaching classification and sequencing concepts. You can even increase the difficulty to exercise memory skills!

## Materials Needed

50cmx7cm cardboard  
Paint  
Coloured paper (matching paint colours)  
white paper, scissors  
Double-sided tape  
Paint palette  
Ruler  
Pegs  
Foam daubers  
Pencil  
Markers  
Bottle cap



## Step-by-step tutorial


### Step 1

Fold a white paper in half twice, then cut along the fold lines. This gives you 4 identical rectangular pieces of paper.




### Step 2

Draw an ice cream cone at the bottom of each paper piece using markers, as shown.



### Step 3

Choose your favourite colours and use foam daubers to stamp paint above the ice cream cones in sequence.



### Step 4

After painting ice cream on all four paper pieces, wait patiently for the paint to dry.



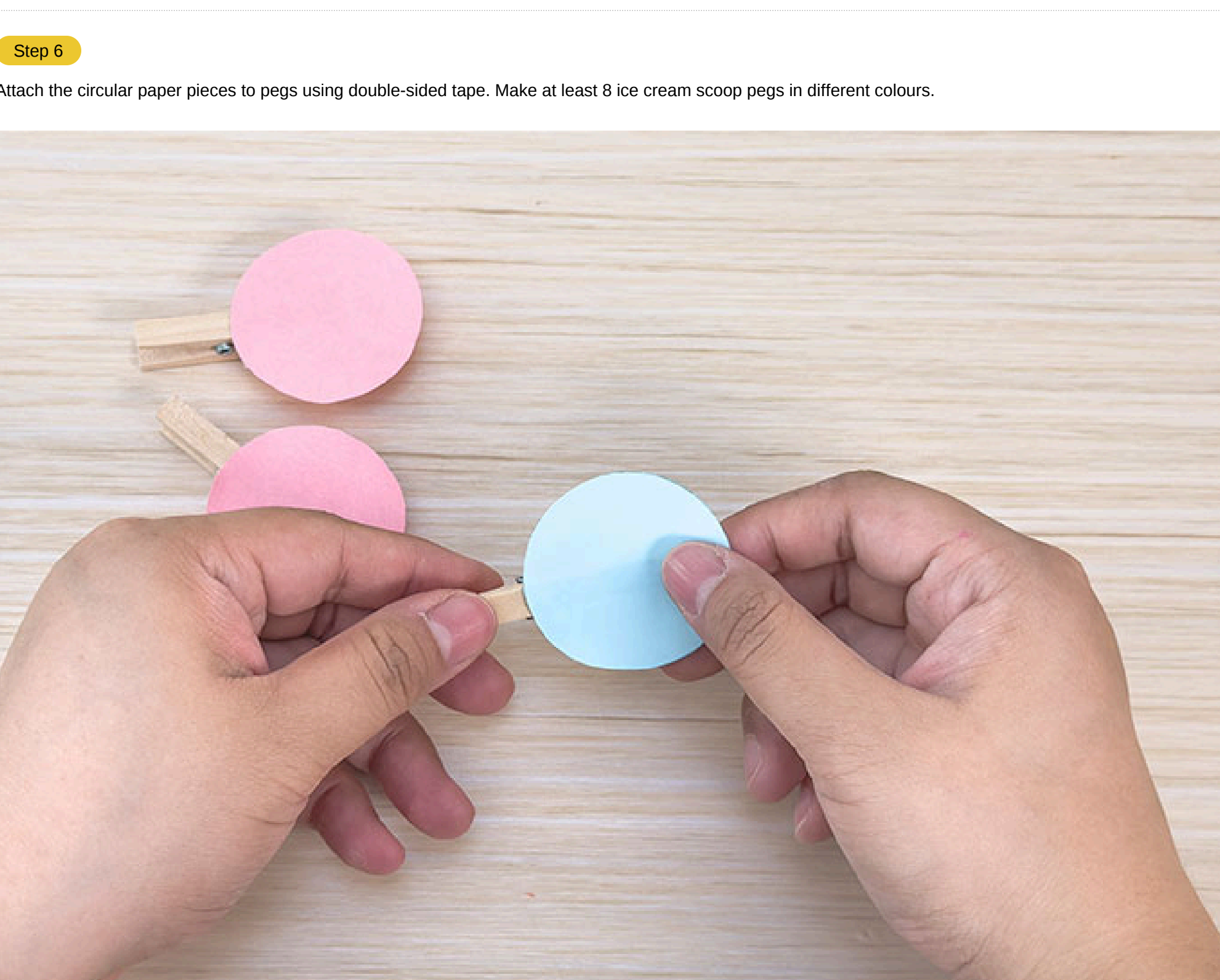
### Step 5

Take coloured paper matching your ice cream scoops, use the bottle cap and pencil to draw circles, then carefully cut them out with scissors.



### Step 6

Attach the circular paper pieces to pegs using double-sided tape. Make at least 8 ice cream scoop pegs in different colours.



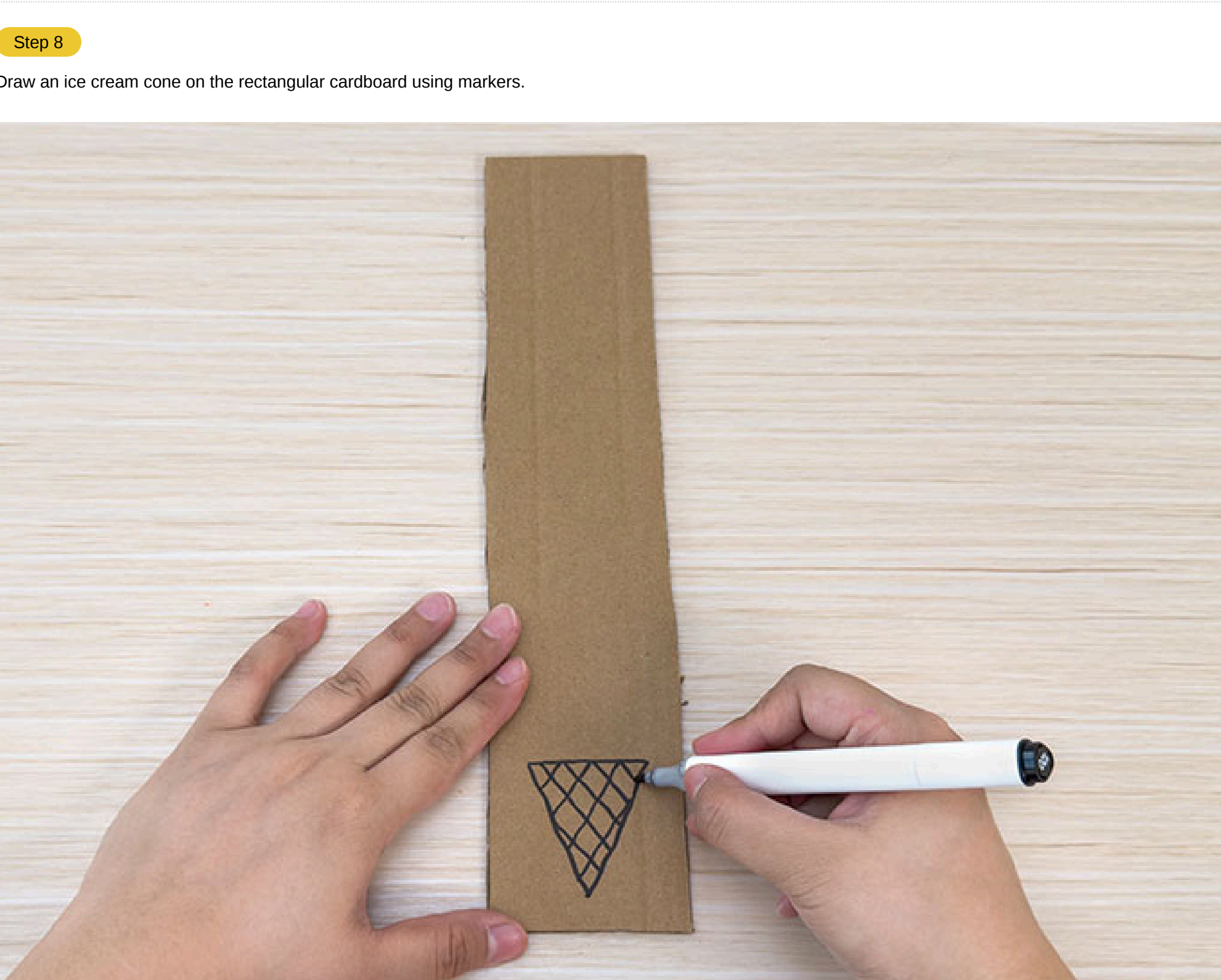
### Step 7

Take the 50cmx7cm cardboard, use a ruler and pencil to draw a 40cmx5cm rectangle, and cut it out.



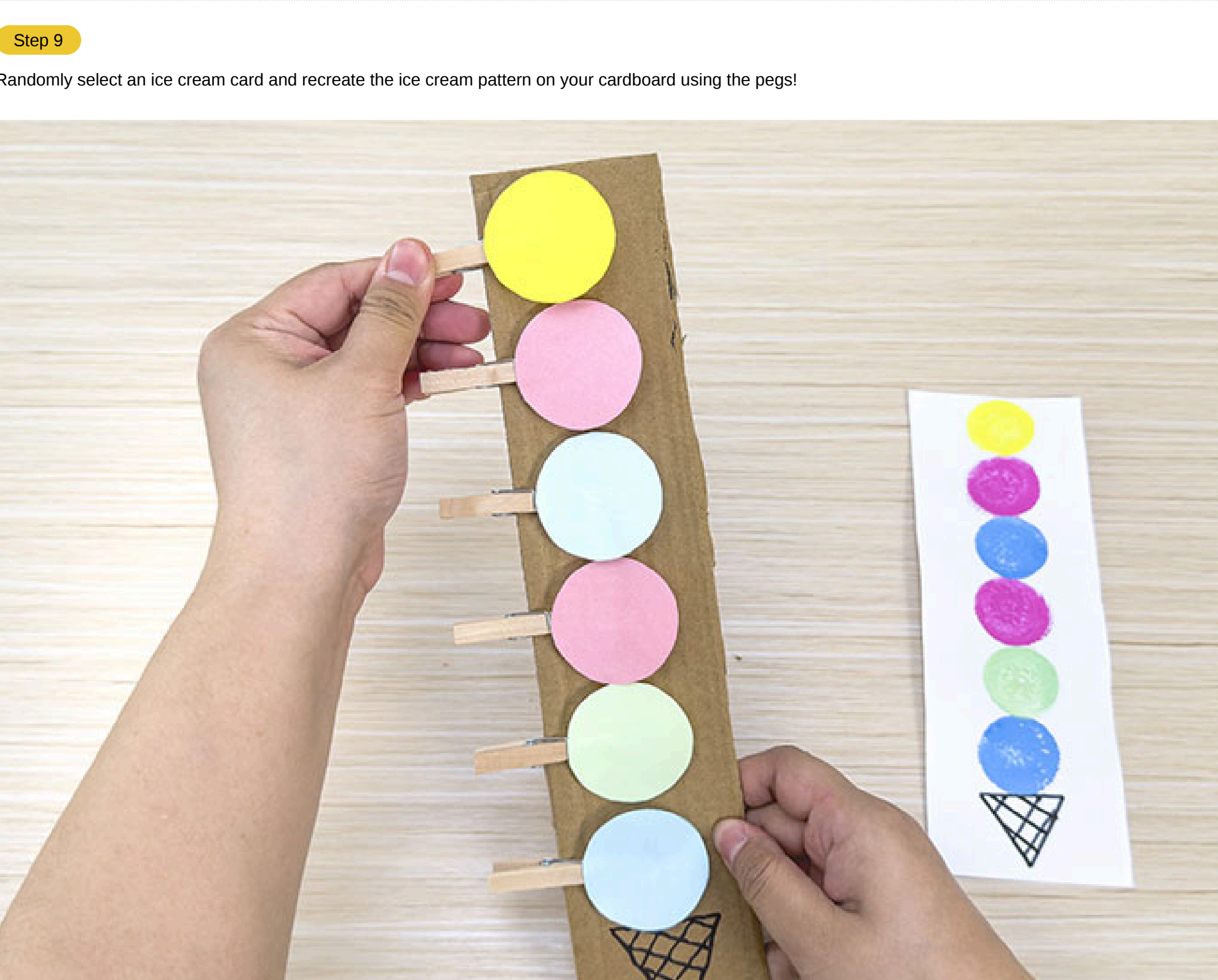
### Step 8

Draw an ice cream cone on the rectangular cardboard using markers.



### Step 9

Randomly select an ice cream card and recreate the ice cream pattern on your cardboard using the pegs!



## Try This:

Increase the challenge! Give children 30 seconds to memorise the pattern on the ice cream card, then hide the card and see if they can recreate it.