

# Feathers Flying! The Hilarious Chicken Chase

September 28, 2024 / DIY / Artistic Adventures / Quick Easy Craft Activities / Ages 3 - 5 / Ramp Running Chicken Origami



Are the young crafters in your home fascinated by farm animals? Create bouncy chickens and start a running race! With just a piece of coloured cardstock, a few decorations, and a ramp, they'll happily run towards you.

- Age: 3-5
- Time: Less than 30 minutes
- Mess Level: A Bit Messy
- Adult supervision required


## Materials Needed:

- Coloured Cardstock
- Scissors
- Googly Eyes
- Double-Sided Tape




## Step-by-Step Instructions:


1. Cut the coloured cardstock into a square and fold it diagonally.




2. Fold it again along the centre line to form a triangle.




3. Fold to create the chicken's legs and feet.



4. Use scissors to cut out the chicken's comb, wings, beak, and wattle.



5. Use double-sided tape to stick these parts and the googly eyes in their corresponding positions.



6. Place the chicken on a ramp, and it can run down from the top.

